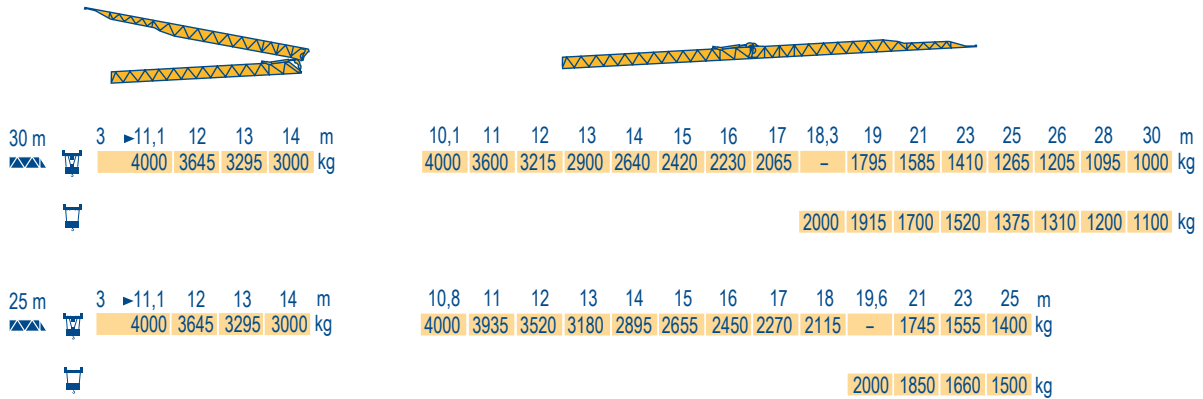
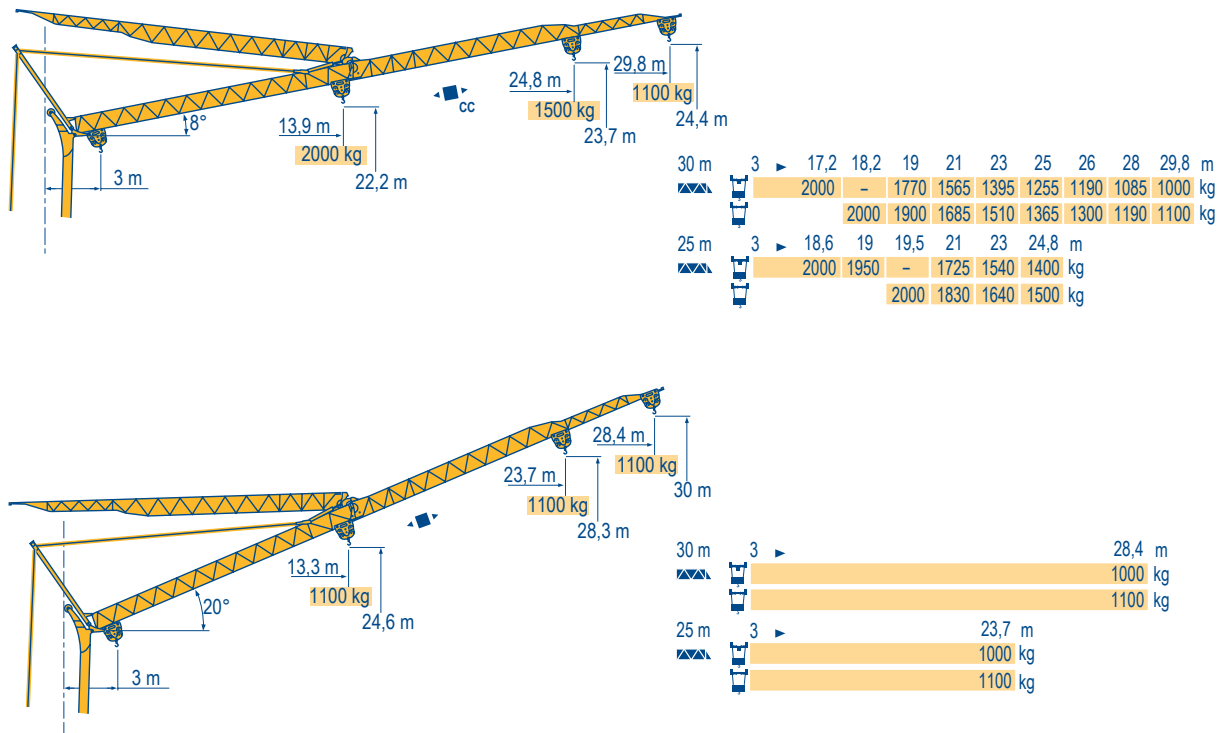




Courbes de charges  
Lastkurven  
Load diagrams  
Curvas de cargas  
Curve di carico  
Curva de cargas



Flèche relevée  
Ausleger in Steilstellung  
Luffing jib  
Flecha izada  
Braccio impennato  
Lança inclinada










## Igo 32

**POTAIN**

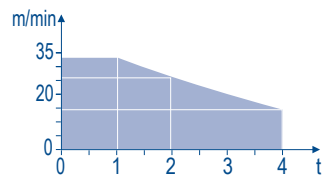
F	D	GB	E	I	P
Chariot distributeur	Verfahrbare Laufkatze	Traversing trolley	Carro distribuidor	Carrellino distributore	Carro distribuidor
Chariot distributeur et courbes de charges	Verfahrbare Laufkatze und Lastkurven	Traversing trolley and load diagrams	Carro distribuidor y curvas de cargas	Carrellino distributore e curve di carico	Carro distribuidor e curva de cargas
● Réactions en service	● Reaktionskräfte in Betrieb	● Reactions in service	● Reacciones en servicio	● Reazioni in servizio	● Reações em serviço
■ Réactions hors service	■ Reaktionskräfte außer Betrieb	■ Reactions out of service	■ Reacciones fuera de servicio	■ Reazioni fuori servizio	■ Reações fora de serviço
A vide sans lest (ni train de transport) avec flèche et hauteur maximum.	Ohne Last, Ballast (und Transportachse), mit Maximalausleger und Maximalhöhe.	Without load, ballast (or transport axes), with maximum jib and maximum height.	Sin carga, sin lastre, (ni tren de transporte), flecha y altura máxima.	A vuoto, senza zavorra (ne assali di trasporto) con braccio massimo e altezza massima.	Sem carga (nem trem de transporte)- sem lastro com lança e altura máximas.

Mécanismes  
Antriebe  
Mechanisms  
Mecanismos  
Meccanismi  
Mecanismos

LXR 2

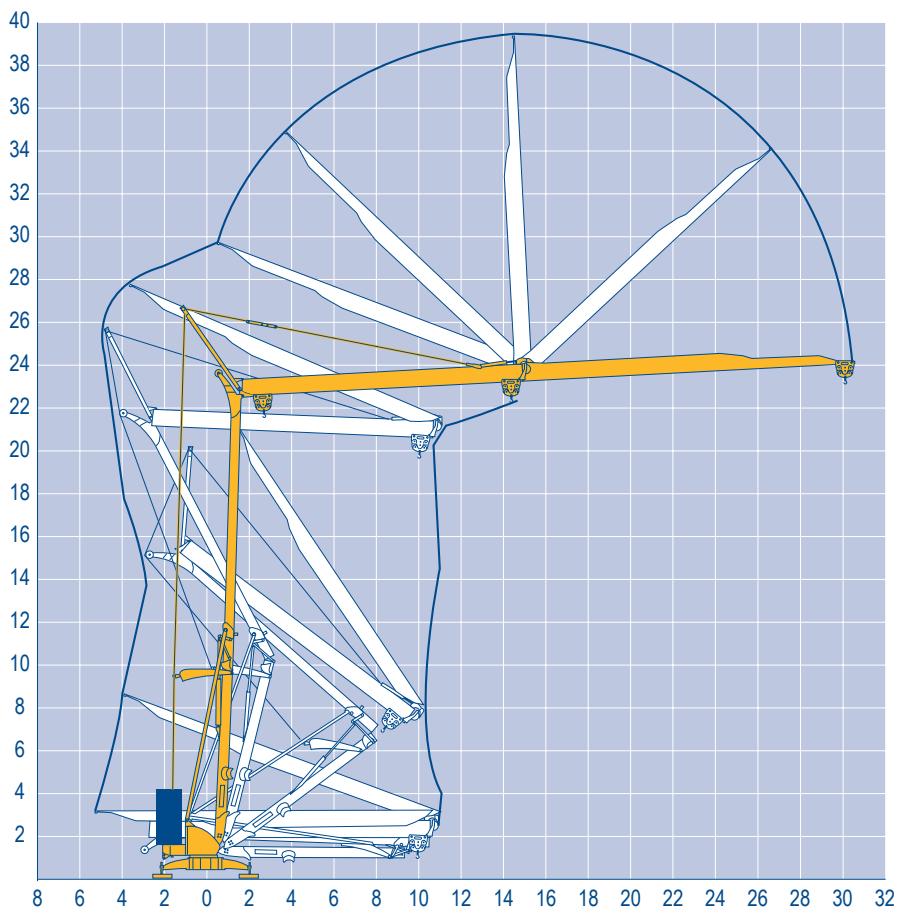
												ch - PS hp	kW		
	15 LVF 10 Optima	m/min	3,6	18	30	49	66						15	11	
		kg	2000	2000	2000	1100	500								
		m/min	3,6	18	30	54	66	1,8	8,9	15	27	33			
		kg	2000	2000	2000	1000	500	4000	4000	4000	2000	1000			
	3 DVF5	m/min	19 - 41									3	2,2		
	RVF+31	tr/min U/min rpm	0 → 0,8									2	1,5		
		CEI 38		IEC 38											
		400 V (+6% -10%) 50 Hz						15 LVF 10 : 20 kVA							

15 LVF 10  
Optima



Montage  
Montage  
Erection  
Montaje  
Montaggio  
Montagem

LXR 1



Igo 32

**POTAIN** 

**F**  
  
 Levage  
  
 Distribution  
  
 Orientation

**D**  
 Heben  
 Katzfahren  
 Schwenken

**GB**  
 Hoisting  
 Trolleying  
 Slewing

**E**  
 Elevación  
 Distribución  
 Orientación

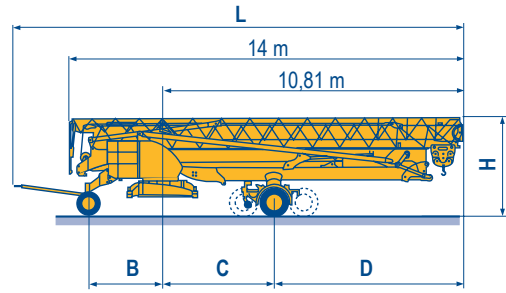
**I**  
 Sollevamento  
 Distribuzione  
 Rotazione

**P**  
 Elevação  
 Distribuição  
 Rotação

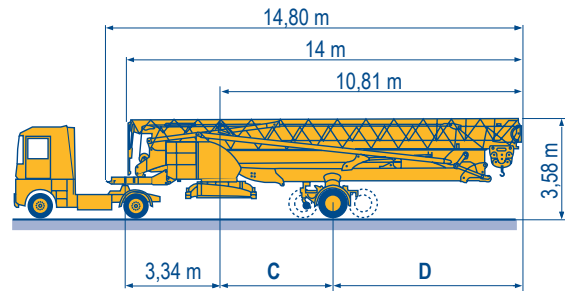
Transport  
Transport  
Transport  
Transporte  
Trasporto  
Transporte

LXR 2


		L (m)	B (m)	C (m)	D (m)	H (m)
DS61/S120	○					
DS61/S125	DS61/S120	15,9	2,45	4	6,81	3,05/3,2
DJ80/S120	○					
DJ80/S125	DS61/S125	15,9	2,45	4	6,81	3,05/3,2
DJ100/S120	DJ80/S120	15,9	2,45	4	6,81	3,1
DJ100/S125	DJ80/S125	15,9	2,45	4	6,81	3,1
DJ105/S125	DJ100/S120	16,33	2,45	4	6,81	3,1/3,23
DJ126M/S125	DJ105/S125	16,33	2,45	4	6,81	3,1/3,23
DJ126M/S215M	DJ126M/S125	16,35	2,45	4	6,81	3,2
DJ126M/S125	DJ126M/S215M	17,14	3,24	4,07	6,74	3,55
DJ126M/S125						
DJ126M/S215M						



		C (m)	D (m)
SL122/J215M			
SL121/J135	SL122/J215M	4,07	6,74
SL121/S215M	SL121/J135	4	6,81
	SL121/S215M	4,07	6,74



	F	D	GB	E	I	P
○	Chantier	Baustelle	Site	Obra	Cantiere	Estaleiro

 Document commercial non contractuel. Pour toute information technique se référer à la notice correspondante. Unverbindliches Vertriebsdokument. Für technische Informationen, siehe die entsprechenden Anweisungen. This commercial document is not legally binding. For any technical information, please refer to the corresponding instructions. Documento comercial non contractuel. Para cualquier información técnica, ver la noticia correspondiente. Documento commerciale non vincolante, per tutte le informazioni tecniche fare riferimento al catalogo istruzioni. Documento comercial não contratual. Para qualquer informação técnica complementar consultar as respectivas instruções.



**Americas**  
Tel : +1 888 479 7278  
Tel : +1 717 593 2000

**Europe - Middle East - Africa**  
Tel : +33 (0) 4 72 81 50 00  
Tel : +44 (0) 191 522 2000

**Asia - Pacific**  
Tel : +65 6264 1188  
Fax : +65 6862 4040

www.manitowoccrane.com

18, rue de Charbonnières - B.R.173  
69132 ECULLY Cedex - France

Tél. : +33 (0) 4 72 18 20 20  
Fax. : +33 (0) 4 72 18 20 00  
www.manitowoccrane.com

**Igo 32**

Code W-91985-48\_Réf. 2003 48 LXR 4

Copyright.Reproduction interdite © POTAIN 2003

Réalisation Secdoc